

EKLAVYA SCHOOL, JALANDHAR



NAME:

CLASS: 1

SUBJECT: ENGLISH










TOPIC: FRUIT/
EXPRESSION

DATE:

CATEGORY: H.H.W

ENGLISH ACTIVITY – I

Draw or stick a happy smiling face 😊 beneath the fruit you love and a straight smiley 😐 beneath the fruit you are not fond of:

 apple <input type="checkbox"/>	 watermelon <input type="checkbox"/>	 banana <input type="checkbox"/>
 grapes <input type="checkbox"/>	 lemon <input type="checkbox"/>	 orange <input type="checkbox"/>
 pineapple <input type="checkbox"/>	 pear <input type="checkbox"/>	 peach <input type="checkbox"/>

Take a printout of this worksheet and paste it on a pink A4 sheet

NAME OF THE EDUCATOR:
SAKSHI KARIR

CO-ORDINATOR'S SIGN:

PARENT'S SIGN: